




Clip&Rip™

UNIVERSAL HIDDEN DECK CLIP




APPLICATION

Clip&Rip™ universal hidden deck fasteners secure inner decking board quickly and effectively while maintaining a clean, fastener-free finish. Clip&Rip™ comes pre-loaded with stainless steel screws and assembled in ready-to-install strips saving time and money.

FEATURES

- For use with grooved composite, PVC and wood decking in any deck pattern.
- Pre-assembled in collated "sticks" of 16 for increased installation speed and ease of use.
- Clip creates 3/16" spacing between boards
- 305 and 316 stainless steel screw options available
- T15 driver bit included

INSTRUCTIONS

- Insert the strip of clips with the  arrow pointing forward into the leading board groove. Center over joist.
- Drive the screw down in a straight and steady fashion until the head of the screw is flush with the clip.
- Lift up on strip to break off installed clip.
- Install clips at every joist along length of board.
- Place next board into position. Holding the deck board at a slight angle, push deck board into previously installed clips. Check gapping between boards to ensure consistency.

BOARD COMPATIBILITY

Clip&Rip™ works with most brands of grooved PVC and Composite deck boards, including Trex, TimberTech, Fiberon, MoistureShield and more. It also works with most styles of 5/4 hardwood and thermally modified deck boards.

FINISH

- Starter Clips
- 305 Stainless (clips and screws)
- Field Clips
- Glass filled nylon clips
 - 305 and 316 Stainless screw options

CORROSION

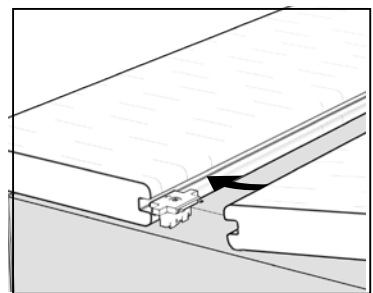
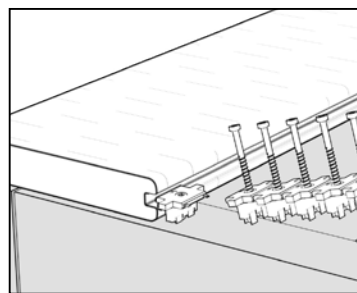
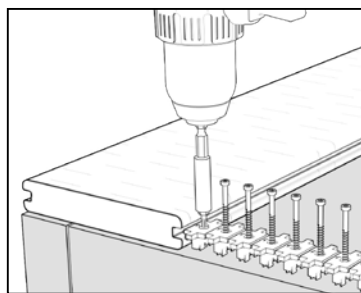
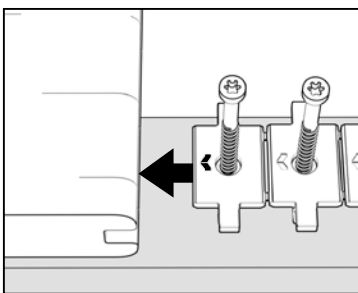
Exterior Use

Approved for use in ACQ and pressure treated lumber.

For salt water or other areas where corrosion is a concern, use Grade 316 Stainless.

DRIVE SYSTEM

T15 Star Drive



ESTIMATED COVERAGE

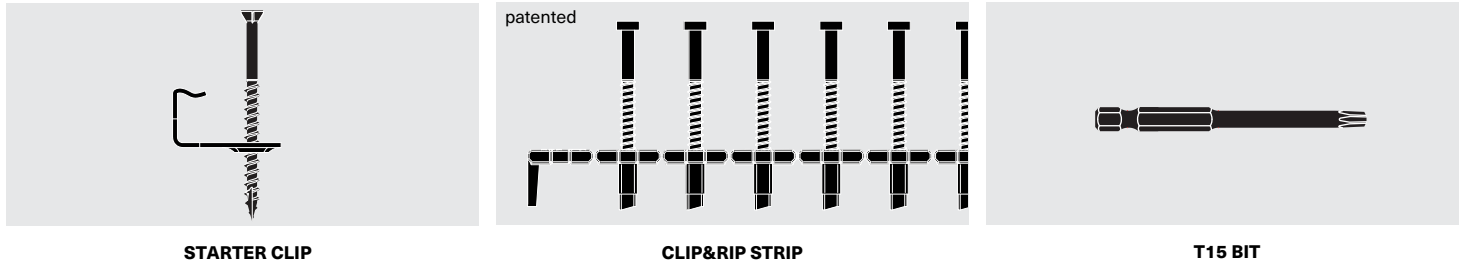
JOIST SPACING	100 Sq Ft. (area)	200 Sq Ft. (area)	300 Sq Ft. (area)	400 Sq Ft. (area)	500 Sq Ft. (area)
12"	210	441	672	882	1113
16"	175	336	512	672	848



COMPATIBLE PVC/COMPOSITE BOARDS

Trex® Select Transcend Transcend Lineage Signature Enhance	TimberTech® Legacy Reserve Prime Prime+ Terrain (AZEK) Harvest (AZEK) Landmark (AZEK) Vintage	Fiberon® Paramount Promenade Goodlife Concordia Sanctuary	Deckorators® Picture Frame Venture Vault Vista Voyage Trailhead Tropics (Lowe's) Distressed (Lowe's)	MoistureShield® Vision Meridian Elevate Vantage	Armadillo® Commercial Lifestyle Essential Heritage
Wolf Perspective	Evalast® Apex Infinity	Envision® Distinction Expression Evergrain Ridge Premium	NewTech Wood® Magellan Voyager	Sylvanix® Elements Destinations Elite Essentials Elite Collection Skyline	TruNorth Clubhouse® Ultra Legacy
Veranda® Elite High-Performance	VekaDeck® Groove				

SYSTEM COMPONENTS



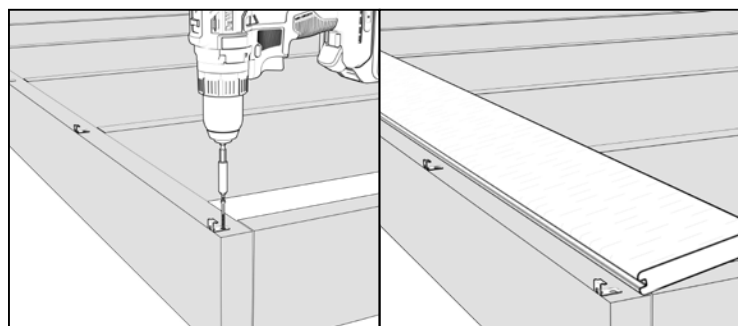
SYSTEM PACKAGING



LENGTH	ITEM NO	FINISH	DRIVE TYPE	CLIPS PER STRIP	PACK QTY
1-3/4"	KAS38T175	305 Stainless with Nylon Clip	T-15	16	192 (12 strips)
1-3/4"	KAU38T175	316 Stainless with Nylon Clip	T-15	16	192 (12 strips)
LENGTH	ITEM NO	FINISH	DRIVE TYPE	CLIPS PER STRIP	PACK QTY
1-3/4"	KAS38B175	305 Stainless with Nylon Clip	T-15	16	800 (50 strips)
1-3/4"	KAU38B175	316 Stainless with Nylon Clip	T-15	16	800 (50 strips)

CLIP&RIP™ STARTER CLIP PACKAGING

LENGTH	ITEM NO	FINISH	DRIVE TYPE	PACK QTY
1-5/8"	KBS01A162	305 Stainless with Stainless Clip	T-15	12



STARTER CLIP INSTRUCTIONS

- For first and last boards, screw a starter clip at every joint.
- Once all starter clips are installed, push the first deck board into the starter clips.
- Proceed to fasten remainder of boards with standard clips

*Starter clips are only available in 305 stainless steel